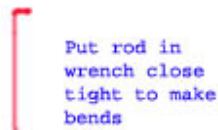


Step 1.
9" long 1/8 rod

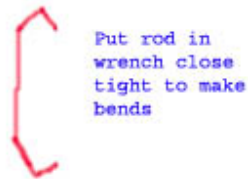


Step 2.
Bend ends 1/8" inch in
90 degrees at both ends



Use Vise to hold rod
pull rod over buy hand
then use HAMMER to get
a good 90 drgee bend

Step 3.
Put 8" crescent wrench
in vise bend 45 degree
on both sides



Step 4.
Bend on iner side of
45 degree bend another
45 degree bend on both
sides

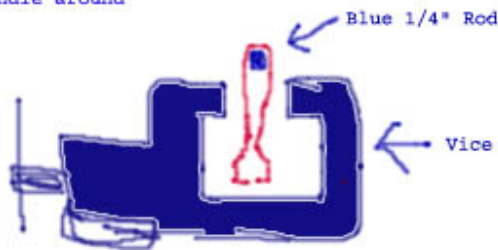


Step 5.
Find the center
mark Fold the ends
together



I Put short
1/4" rod in
the vise to
bend the
handle around

Step 6.
Finish the bend buy
putting the handle end
back into the vise with
the 1/4 " inch rod back
in the middle section and
use the vise to close the
handle to a tight fit around
the the turnbuckel



Step 7.
You will have to file the
1/8 " 90 degree bends down
a little so it does not interfere
with the therads of the shrold



Put handle back
in vise on its
side to file the
inside part down

Tools Needed Vise, Hammer,
Crescent wreanch, 1/4 inch rod
or something like that

